

Compact

# Tube Ice Maker

By **itc**

State of the Art

## Tube Ice Maker




Figure 1

Various ice sizes produced by TIM Series Tube Ice Maker



Evaporative Condenser



Compressor Package

Over the past years, **ITC group** has served the customers with top quality products, great services and reasonable prices. And now, it is great pride and joy for us to provide our customers' satisfaction with our new "state of art" TIM Series Tube Ice Maker.

TIM Series Tube Ice Maker is really suitable for plant factories, food processing and other industrial companies. Also, it is extensively used in many fields such as restaurants, bars, fast-food industries, schools, offices, supermarkets and even healthcare purposes. Our Tube Ice Maker is so marvelous that various famous companies trust in its effectiveness and efficiency.

**I.T.C. (1993) CO., LTD.**

10, 12 ซอยรามคำแหง 118 แยก 61 แขวงสะพานสูง เขตสะพานสูง กทม. 10240  
10, 12 Soi Ramkhamhaeng 118 Yak 61, Saphansong, Saphansong, Bangkok 10240 Thailand.

Tel : +66-2184-0055

Fax : +66-2184-0065

[www.itc-group.co.th](http://www.itc-group.co.th)

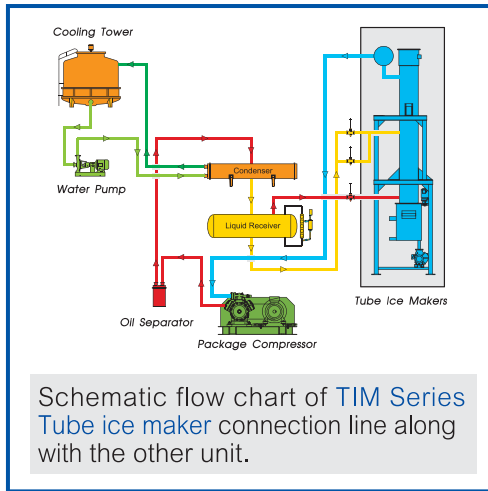
[info@itc-group.co.th](mailto:info@itc-group.co.th)



Compact

# Tube Ice Maker

By **ITC**



## TIM

### The components of TIM Series Tube Ice Maker by ITC:

- uses refrigerant such as ammonia or R22.
- high quality stainless steel for all water and ice contacting surfaces which are corrosion resistant and easy cleanable.
- Cutter motor is strongly built with heavy duty cyclo-drive body design to ensure reliability in ice cutting services.
- Water distributors are made up of elastic materials which creates a continuous and uninterrupted peripheral seal for continuous flow and easy cleaning.
- a quick freezing and thawing thus increasing the volume of the produced ice.

### What about efficiency?


TIM Series Tube Ice Maker machine maximizes saving time, power and energy by providing fast freezing and thawing accessibility in a given short time frame. In addition, the faster is the freezing and thawing time means the faster is the production of ices it can generate. (Figure 2)

### How versatile is the TIM Series Tube Ice Maker?

TIM Series Tube Ice Maker is widely used mainly in food facility ranging from fish, vegetables, drinks and beverages, pork, chicken and fruit product. This machine has convertible device which manipulates the cutting blade to easily perform cutting ices into cylinder and crushed ice. And also, it has a PLC touch screen controller which varies depending on its specification that is capable to set up the ice thickness control conveniently in a different sizes ranging from 25-45 mm ice length, 16-35 mm ice diameter, and 2-6 mm center hole of the cylinder. (Figure 1)

### Other related products (price available on request)

- Prefabricated ice storage room
- Ice bin and screw conveyor for ice harvesting
- Water purification or filtering system



**Figure 1**  
Various ice sizes produced by TIM Series Tube Ice Maker

## Specifications

Ice Maker Model	Ice Generator Model	Nominal Capacity (Ton/Day)	Installed Compressor Motor (kW)	Refrigerant	Utility Required		Ice Generator Dimension			Ice Generator Weight (kg.)
					Power (kW)	Water (m <sup>3</sup> /Hr)	W (m)	L (m)	H (m)	
TIM-5A/FW	20SS	5	18.5	Ammonia/R22	23	0.31	1.5	1.5	3.8	3,470
TIM-10A/FW	20M	10	30	Ammonia/R22	37	0.63	1.5	1.5	3.8	3,850
TIM-15A/FW	28S	15	45	Ammonia/R22	55	0.94	1.8	1.8	5.0	4,250
TIM-20A/FW	28M	20	55	Ammonia/R22	65	1.25	1.8	1.8	5.8	4,700
TIM-25A/FW	28L	25	60	Ammonia/R22	70	1.56	1.8	1.8	6.5	5,200
TIM-30A/FW	37S	30	75	Ammonia/R22	90	1.88	2.3	2.3	5.0	5,750
TIM-40AW	37M	40	90	Ammonia	105	2.50	2.3	2.3	5.8	6,800
TIM-45AW	37L	45	110	Ammonia	135	2.81	2.3	2.3	6.5	7,500
TIM-55AE	48S	55	132	Ammonia	155	3.44	2.3	2.6	5.0	8,250
TIM-70AE	48M	70	160	Ammonia	190	4.38	2.3	2.6	5.8	9,100
TIM-80AE	48L	80	200	Ammonia	230	5.00	2.3	2.6	6.5	10,000
TIM-75AE	54S	75	200	Ammonia	210	4.7	2.5	2.8	5.0	9,500
TIM-85AE	54M	85	220	Ammonia	240	5.3	2.5	2.8	5.8	10,500
TIM-100AE	54L	100	260	Ammonia	280	6.3	2.5	2.8	6.5	11,500

- Note:**
1. The nominal capacity is based on 35 mm. ice size, other nominal capacity, please contact the manufacturers.
  2. Specifications is subject to change without notice.
  3. The nominal capacity and its dimension varies accordingly based on the clients needs.
  4. Incoming water temperature 25 °c
  5. Condensing temperature 38 °c
  6. Electrical supply 380V-3PH-50HZ



**Figure 2**  
Uniformly clear ice size produced by TIM Series Tube Ice Maker

